

Introductory sub-table (I)(a)

Name of the Company: NEIL INDUSTRIES LIMITED

Script Code, Name of the scrip, class of security:

Quarter ended: 30/09/2014

Partly paid-up shares:-	No. of partly paid-up shares	As a % of total no. of partly paid-up shares	As a % of total no. of shares of the company
-------------------------	------------------------------	--	--

Held by promoter/promoter group		0	
Held by public		0	
Total - D		0	


Outstanding convertible securities:-	No. of outstanding securities	As a % of total no. of outstanding convertible securities	As a % of total no. of shares of the company, assuming full conversion of the convertible securities
--------------------------------------	-------------------------------	---	--

Held by promoter/promoter group		0	
Held by public		0	
Total - E		0	

Warrants:-	No. of warrants	As a % of total no. of warrants	As a % of total no. of shares of the company, assuming full conversion of warrants
------------	-----------------	---------------------------------	--


Held by promoter/promoter group		0	
Held by public		0	
Total - F		0	

Total paid-up capital of the company, assuming full conversion of warrants and convertible securities 19553200 100



Statement Showing Shareholding Pattern

Category code	Category of Shareholder	Table I(a)						
		Number of Shareholders	Total number of shares	Number of shares held in dematerialized form	Total shareholding as a percentage of total number of shares		Shares Pledged or otherwise encumbered	
					As a percentage of (A+B) ¹	As a percentage of (A+B+C)	Number of shares	As a percentage
(I)	(II)	(III)	(IV)	(V)	(VI)	(VII)	(VIII)	(IX) = (VIII)/(IV)*100
(A)	Shareholding of Promoter and Promoter Group²							
1	Indian							
(a)	Individuals/ Hindu Undivided Family							
		2	368000	368000	1.88	1.88	0	0.00
(b)	Central Government/ State Government(s)				0.00	0.00		0.00
(c)	Bodies Corporate				0.00	0.00		0.00
(d)	Financial Institutions/ Banks				0.00	0.00		0.00
(e)	Any Others (Specify)				0.00	0.00		0.00
(e-i)					0.00	0.00		0.00
(e-ii)					0.00	0.00		0.00
	Sub Total(A)(1)	2	368000	368000	1.88	1.88	0	0.00
2	Foreign							
a	Individuals (Non-Residents Individuals/ Foreign Individuals)				0.00	0.00		0.00
b	Bodies Corporate				0.00	0.00		0.00
c	Institutions				0.00	0.00		0.00
d	Any Others (Specify)	0			0.00	0.00		0.00
d-i		0			0.00	0.00		0.00
d-ii		0			0.00	0.00		0.00
	Sub Total(A)(2)	0	0	0	0.00	0.00	0	0.00
	Total Shareholding of Promoter and Promoter Group (A) = (A)(1)+(A)(2)	2	368000	368000	1.88	1.88	0	0.00
(B)	Public shareholding							
1	Institutions							
(a)	Mutual Funds/ UTI				0.00	0.00		
(b)	Financial Institutions/ Banks				0.00	0.00		
(c)	Central Government/ State Government(s)	1	9200	9200	0.05	0.05	0	
(d)	Venture Capital Funds				0.00	0.00		
(e)	Insurance Companies				0.00	0.00		
(f)	Foreign Institutional Investors				0.00	0.00		
(g)	Foreign Venture Capital Investors				0.00	0.00		
(h)	Any Other (specify)				0.00	0.00		
(h-i)					0.00	0.00		
(h-ii)					0.00	0.00		
	Sub-Total (B)(1)	1	9200	9200	0.05	0.05		
B 2	Non-institutions							
(a)	Bodies Corporate	14	954751	951951	4.88	4.88	0	
(b)	Individuals				0.00	0.00		
I	Individuals -i. Individual shareholders holding nominal share capital up to Rs 1 lakh	169	864322	864322	4.42	4.42	0	
II	ii. Individual shareholders holding nominal share capital in excess of Rs. 1 lakh.	296	15603745	15355345	79.80	79.80	0	
(c)	N.R.I.(REPT & NON-REPT)				0.00	0.00		
(c-i)	Clearing House/Public Trust				0.00	0.00		
(c-ii)	Corporate Bodies - OCB				0.00	0.00		
(c-iii)	Intermediary/Other Depository A/c				0.00	0.00		
(c-iv)	Hindu Undivided Family	70	1753182	1707182	8.97	8.97	0	
(c-v)	Clearing Members				0.00	0.00		
(c-vi)	Qualified Foreign Investor -Individual							
(c-vii)	Qualified Foreign Investor-Corporate							
	Sub-Total (B)(2)	549	19176000	18878800	98.07	98.07		
(B)	Total Public Shareholding (B) = (B)(1)+(B)(2)	550	19185200	18888000	98.12	98.12		
	TOTAL (A)+(B)	552	19553200	19256000	100.00	100.00		
(C)	Shares held by Custodians and against which Depository Receipts have been issued							
1	Promoter and Promoter Group					0.00		0.00
2	Public					0.00		0.00
	Sub-Total (C)	0	0	0		0	0	
	GRAND TOTAL (A)+(B)+(C)	552	19553200	19256000	100.00	100.00	0	0.00




Sr.No	Notes
1	
2	
3	
4	
5	
6	
7	
8	
9	



Statement showing holding of securities (including shares, warrants convertible securities) of persons belonging to the category "Promoter and Promoter Group."


Sl. No.	Name of the shareholder	Details of Shares held			Encumbered shares (*)		Details of warrants		Details of convertible securities		Total shares (including underlying shares assuming full conversion of warrants and convertible securities) as a % of diluted share capital
		Number of shares held	As a % of grand total (A)+(B)+(C)	No.	As a percentage	As a % of grand total (A)+(B)+(C) of sub-clause (1)(a)	Number of warrants held	As a % total number of warrants of the same class	Number of convertible securities held	As a % total number of convertible securities of the same class	
0	ARVIND KR MITTAL	184000	0.94	0	0.00	0.00	0	0	0	0	
2	ARVIND KUMAR MITTAL	184000	0.94	0	0.00	0.00	0	0	0	0	
TOTAL		368000	1.88	0	0.00	0.00	0	0	0	0	

(*) The term "encumbrance" has the same meaning as assigned to it in regulation 28(3) of the SAST Regulations, 2011



(1)(c)(i) Statement showing holding of securities (including shares, warrants, convertible securities) of persons belonging to the category "Public" and holding more than 1% of the total number of shares

Sr. No.	Name of the shareholder	Number of shares held	Shares as a percentage of total number of shares {i.e., Grand Total (A)+(B)+(C) indicated in Statement at para (D)(a) above}	Details of warrants		Details of convertible securities		Total shares (including underlying shares assuming full conversion of warrants and convertible securities) as a % of diluted share capital
				Number of warrants held	As a % total number of warrants of the same class	Number of convertible securities held	% w.r.t total number of convertible securities of the same class	
1	MANISH AGARWAL	300000	1.53	0	0	0	0	
2	AMARKUMAR PRASAD SINHA, HUF.	230000	1.18	0	0	0	0	
3	VASUNDHARA CAPITAL AND SECURITIES LTD.	211631	1.08	0	0	0	0	
4	SAPNA GUPTA	368000	1.88	0	0	0	0	
5	RUCHI AGARWAL	368000	1.88	0	0	0	0	
6	SANDHYA AGARWAL	368000	1.88	0	0	0	0	
7	MADHU RANI GOENKA	506000	2.59	0	0	0	0	
8	MANUJ AGARWAL	202620	1.04	0	0	0	0	
9	SHAILJA CHAURASIA	750000	3.84	0	0	0	0	
10	VINITA CHAURASIA	280000	1.43	0	0	0	0	
11	PARUL CHAURASIA	280000	1.43	0	0	0	0	
12	MAYANK CHAURASIA	280000	1.43	0	0	0	0	
13	RAJIV CHAURASIA	320000	1.64	0	0	0	0	
14	VIJAY ANAND CHAURASIA	280000	1.43	0	0	0	0	
15	VIKRAM OHRI	225600	1.15	0	0	0	0	
16	SOM PRAKASH GOENKA	506000	2.59	0	0	0	0	
17	ANANT FIN CONSULTANCY PVT LTD	292600	1.50	0	0	0	0	
18	SURENDRA KUMAR GUPTA	1012000	5.18	0	0	0	0	
TOTAL		6780451	34.68	0	0	0	0	




(1)(d) **Statement showing details of locked-in shares**

Sr. No.	Name of the shareholder	Number of locked-in shares	Locked-in shares as a percentage of total number of shares {i.e., Grand Total (A)+(B)+(C) indicated in Statement at para (1)(a) above}	PROMOTER / PROMOTER GROUP / PUBLIC
1			0.00	
2			0.00	
TOTAL		0	0.00	



(II)(a) Statement showing details of Depository Receipts (DRs)

Sr. No.	Type of outstanding DR (ADRs, GDRs, SDRs, etc.)	Number of outstanding DRs	Number of shares underlying outstanding DRs	Shares underlying outstanding DRs as a percentage of total number of shares {i.e., Grand Total (A)+(B)+(C) indicated in Statement at para (I)(a) above}
1				0.00
TOTAL		0	0	0.00



(II)(b) Statement showing holding of Depository Receipts (DRs), where underlying shares held by "promoter/promoter group" are in excess of 1% of the total number of shares

Sr. No.	Name of the DR Holder	Type of outstanding DR (ADRs, GDRs, SDRs, etc.)	Number of shares underlying outstanding DRs	Shares underlying outstanding DRs as a percentage of total number of shares (i.e., Grand Total (A)+(B)+(C) indicated in Statement at para (I)(a) above)
1				0.00
2				0.00
3				0.00
4				0.00
5				0.00
6				0.00
7				0.00
8				0.00
9				0.00
TOTAL			0	0.00

